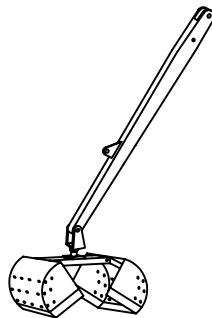
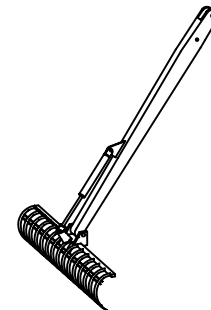


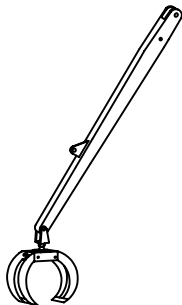
CLAM GRAPPLE



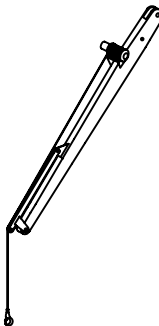
CLAM SHELL  
WITH DRAINS



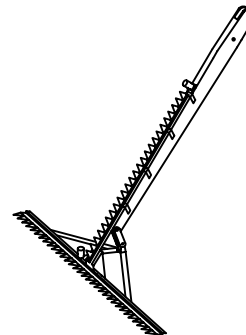
SINGLE ACTING  
RAKE.



LOG GRAPPLE



RECOVERY  
CRANE w/WINCH.



WEED CUTTING  
BAR.

<b>Alpha Boat Inc.</b>			
Model <b>AM-2000 SERIES</b>			
HYDRO-MATE ATTACHMENTS			
Model	RJF	Size	21659
Year		Size	
Part No.		Size	C-0145
Weight		Weight	NYS
Material		Material	
Finish		Finish	